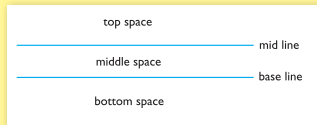


WHY DOUBLE LINES WORK

- Visually, double lines are simple. They indicate the middle space.



- These most frequently used letters

e a o n s

and more than half of all lowercase letters fit in the middle space.

a c e i m n o r s u v w x z

- It is easy to see and place the tall letters in the top and middle space.

b d f h k l t A B C D...

- Five letters use the middle space and descend to the bottom space.

g j p q y

- Knowing the middle space helps children correctly place all letters.

REINFORCE HWT SUCCESS ON OTHER PAPER

Seek opportunities for students to practice on other styles of paper. Your students will impress you as they successfully master other paper styles used in reading, language arts, math, science, and social studies curricula. Don't forget to model letter placement as you introduce a new paper style.



Handwriting Without Tears®
Jan Z. Olsen, OTR

8001 MacArthur Blvd • Cabin John, MD 20818
Tel: 301-263-2700 • Fax: 301-263-2707

www.hwtears.com

Start with Two Lines



HWT Double Line Paper

- 1: A unique handwriting paper with just two easy-to-follow lines.
- 2: A paper style that enables children to place letters correctly on any type of lined paper.

Your students will succeed
on all paper styles.





Meet Molly!

Take a look at her papers. So many lines. So many styles.

Molly is a 2nd grader. Her school teaches the Handwriting Without Tears® curriculum. Using the HWT Double Line Paper, Molly developed a natural ability to place letters correctly. Below, you will see how Molly's understanding of how letters "fit" enabled her to succeed on all these different paper styles.



Molly and HWT Handwriting

Molly learned letter formation, placement, size, and position on the HWT double lines. She understands how letters "fit" on lines. When children know how to place letters, they can write well on any style of lined paper.



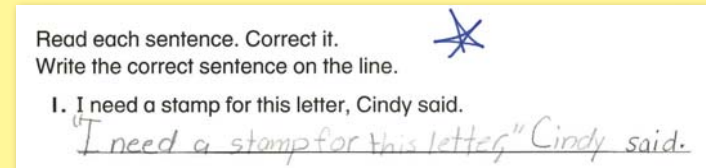
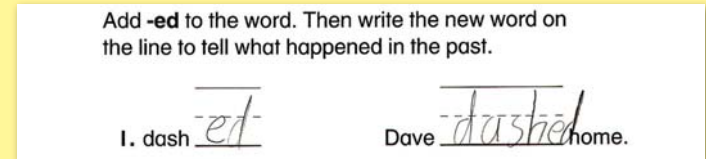
Molly's Phonics

Molly's phonics program uses triple lines. Molly writes her letters the correct size and positions them correctly on the triple lines.



Molly's Language Arts

Her language arts curriculum has both triple line and single line practice sections. The writing space is inconsistent in size. Despite these variables, Molly succeeds with handwriting.



Molly's Spelling

In Molly's spelling program, she writes on broken single lines, no lines, and quadruple lines – all on one page. This doesn't confuse her. In fact, it shows her ability to write the letters correctly on all these different line styles.

Spelling Words		DAY ONE (Monday of a full week)		Name	43
	Write word with finger help.	Discuss the word. Write problem spots.	Close eyes and say word.	Write word. Voice as you write. Correct errors.	
1. drum	drum <i>dr</i>	dr	✓	drum	
2. grab	grab	gr	✓	grab	
3. brick	brick	br	✓	brick	

Molly's Journal Writing

Journals come in different sizes and line patterns. Molly writes well on all the different styles because she understands how to place letters.

