
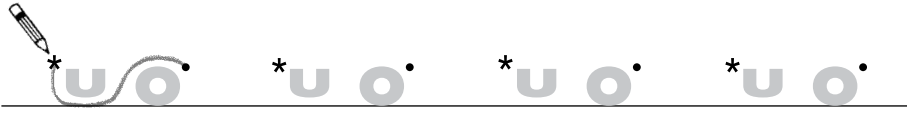


Cursive Warm-Ups

Start on the star. Do one row a day.


Under and over



Cursive Warm-Ups

Start on the star. Do one row a day.


Under and over



Cursive Warm-Ups

Start on the star. Do one row a day.

Up and straight down



Cursive Warm-Ups

Start on the star. Do one row a day.

Up and straight down



Cursive Warm-Ups

Start on the star. Do one row a day.

Up and loop down



Cursive Warm-Ups

Start on the star. Do one row a day.

Up and loop down



Cursive Warm-Ups

Start on the star. Do one row a day.

Descending loop

Handwriting practice for the cursive descending loop stroke. The first row shows a pencil icon at the start of a loop that descends from the top line, loops back to the left, and ascends to the top line. This is followed by four rows of practice lines. Each row contains four stars on the top line and two dots on the bottom line, indicating the starting point for the stroke.

Cursive Warm-Ups

Start on the star. Do one row a day.

Descending loop

Handwriting practice for the cursive descending loop stroke. The first row shows a pencil icon at the start of a loop that descends from the top line, loops back to the left, and ascends to the top line. This is followed by four rows of practice lines. Each row contains four stars on the top line and two dots on the bottom line, indicating the starting point for the stroke.