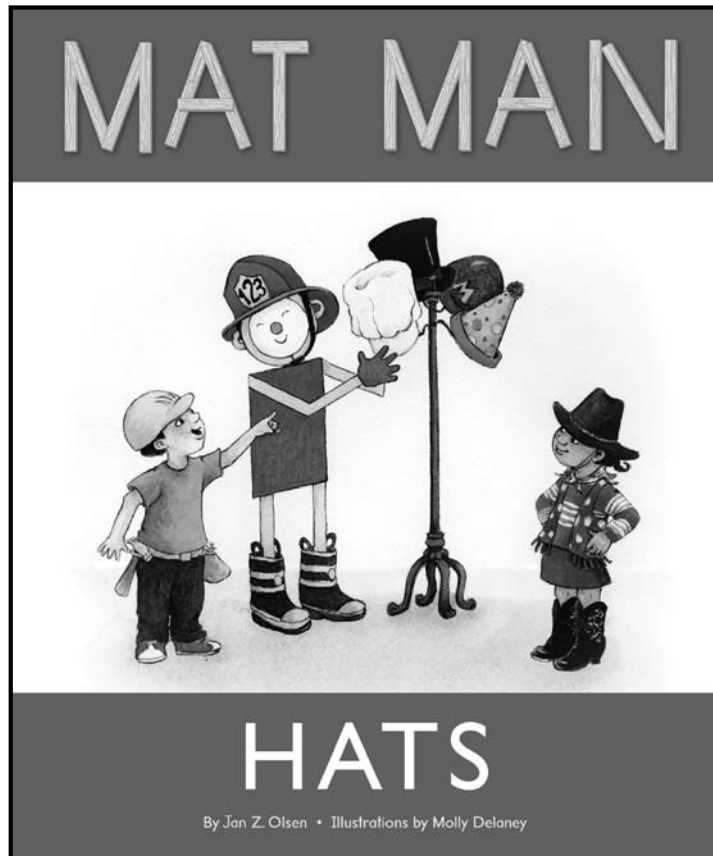


# Mat Man Hats Activity

Bring the *Mat Man Hats* book alive! Children in your room will love taking turns placing different hats on Mat Man's head as you read the story to them.



Get ready: Print, color, cut, and laminate the hats.

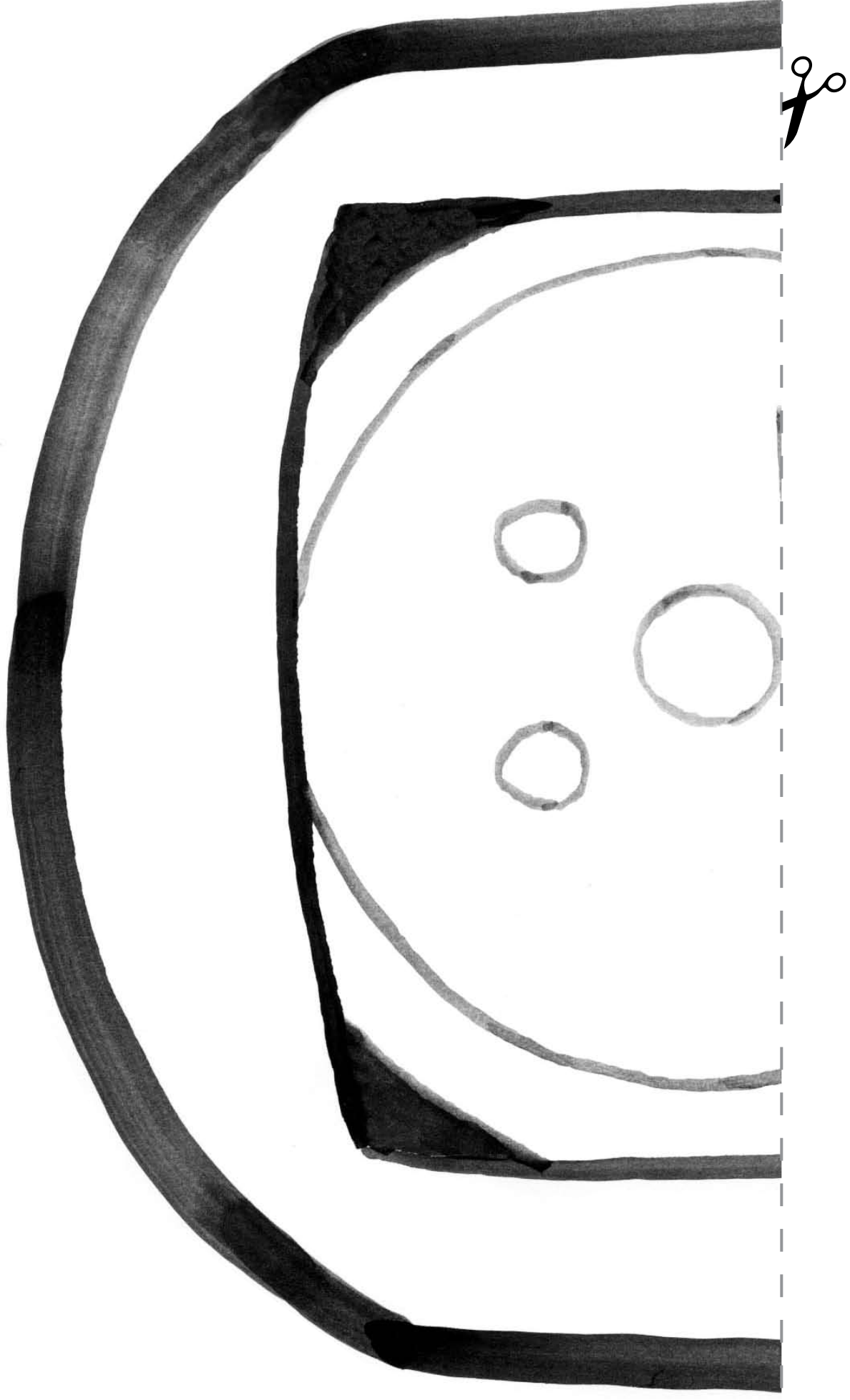
## Take Turns


1. Build Mat Man as a group
2. Hand out the laminated hats (give hats to children who didn't get to build Mat Man)
3. Read the *Mat Man Hats* book and have children come up one at a time to place hats on Mat Man's head

## Discuss


It's fun for children to discuss what they would like to be when they grow up. Discuss with children and see their imaginations take off.

With this space helmet, Mat Man is an astronaut.







With this hard hat, Mat Man is a builder.




With this batter's helmet, Mat Man is a baseball player.



With this helmet, Mat Man is a firefighter.




With this cap, Mat Man is a farmer.



With this helmet, Mat Man is a diver.







With this helmet, Mat Man is a bike racer.



With this cap, Mat Man is a letter carrier.




With this helmet, Mat Man is a miner.



With this hat, Mat Man is a pirate.




With this hat, Mat Man is a cowboy.




With this chef's cap, Mat Man is a baker.



With this cap, Mat Man is a pilot.



With this hat, Mat Man is a clown.



With this hat, Mat Man is a magician.

